



4500/4600/4300 SERIES KEY IN LEVER LOCKSETS

Gainsborough now offers a broad selection of key in lever lockset designs, from the 4500 and 4600 Series to the newly released 4300 Series range.

The 4500 and 4600 Series key in lever locksets offer commercial grade lever designs in a variety of functions and finishes. This tubular design allows for quick and easy installation and is available in 70mm, 60mm and 127mm backsets. Finishes include Chrome Plate, Satin Chrome Plate and Polished Brass.

The 4300 Series features a modern styled lever design, competitively priced to meet the needs of today's residential and commercial applications. A range of functions are available, with the option of a knob on the outside in some keylock varieties.

Choose from 70mm, 60mm and 127mm backsets in Chrome Plate, Satin Chrome Plate and Polished Brass.

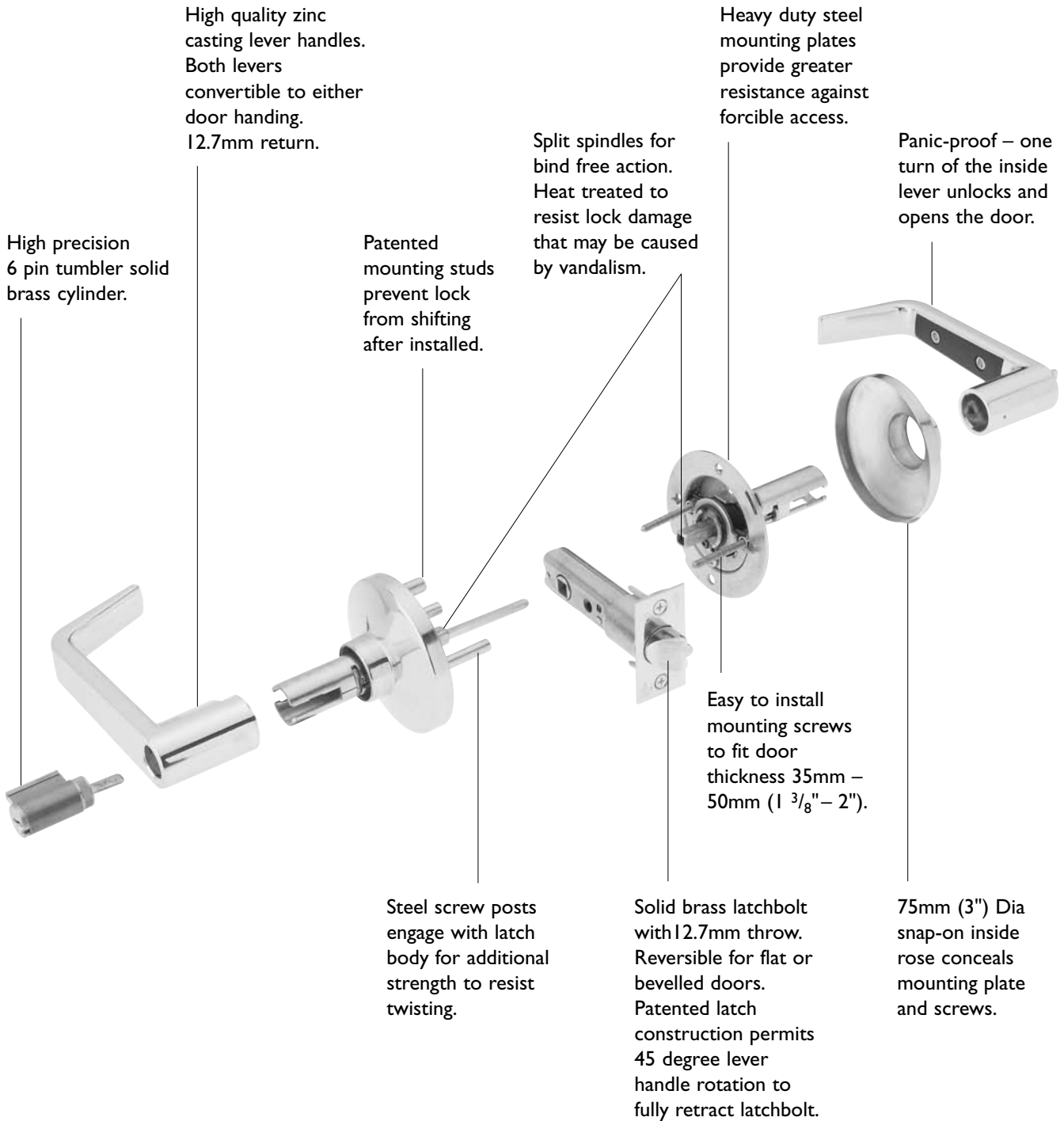
The above lever designs are fire-rated to Australian Standard AS/NZS1905.1 and are non-handed to suit left or right-handed doors. All lever locksets feature 6 pin cylinders for special keying to other products in the Gainsborough Architectural range.



4300, 4500 and 4600 Series Key in Lever Locksets

Construction Features

Exploded view (4500 Series Shown)





4500/4600 Series

KEY IN LEVER LOCKSETS

Product Information

Applications

Designed for residential or commercial construction.

Door Thickness

Fits 35mm to 50mm (1 3/8"-2") door thickness (wood or metal door installation).

Backset

70mm standard. 60mm and 127mm backsets available.

Cylinder

The Gainsborough standard brass cylinder features 6 pin tumbler and C4 keyway. Two brass keys supplied as standard.

Latch

12.7mm throw, fire-rated. Reversible for right or left-hand doors. Solid brass latchbolt. Faceplate is self-adjusting to accommodate bevelled or flat doors. Faceplate size: 58mm x 25mm

Handing

Non-handed: can be used on right or left-hand doors-open in or open out.

Strike

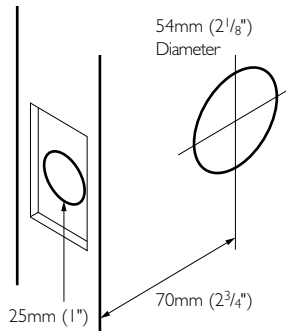
70mm x 29mm x 1.5mm standard universal strike. Strike box furnished.

Trim

Zinc based levers, which are plated to match trim finish. All other parts are made of brass or stainless steel.

Door Preparation

54mm (2 1/8") cross bore and 25mm (1") edge bore.



Finishes

- CP** Chrome Plate
- SC** Satin Chrome Plate
- PB** Polished Brass

When ordering, add relevant finish code to form complete product catalogue number.

Lever Dimensions

4500 Series: Lever length is 136mm, featuring a 9.5mm return and a projection over 50mm from the face of door.

4600 Series: Lever length is 130mm, curved in design, with a projection over 50mm from the face of door.

Keying Information

6 pin tumbler cylinder supplied in the standard broach, keyed to differ with 2 keys per lock. Special keying is available.

All Gainsborough locksets come with brass keys.

Standard keyed differently (KD) unless otherwise specified. Locks also can be keyed to following systems:

Keying Codes

- KA** Keyed Alike
- MK** Master Keyed
- GMK** Grand Master Keyed
- GGMK** Great Grand Master Keyed
- MA** Maison Keyed
- PK** Project Keyed
- PMK** Project Master Keyed

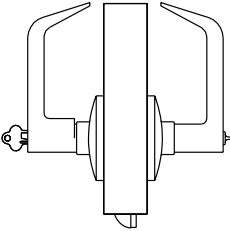
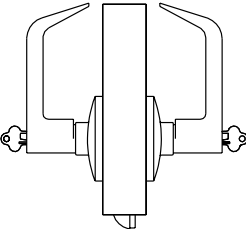
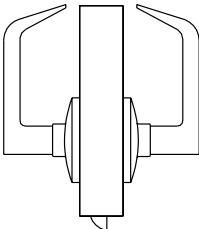
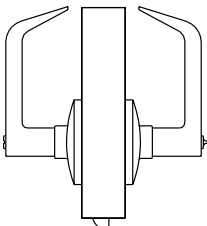


4500 Series



4600 Series*

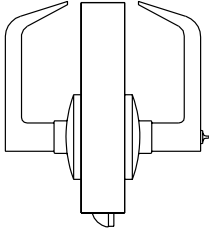
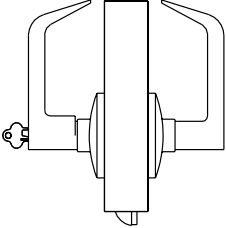
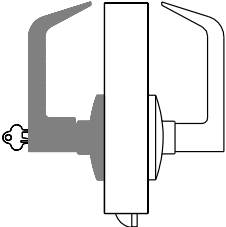
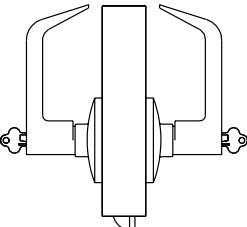
4500 Series Key in Lever Locksets

PRODUCT	DESCRIPTION	BACKSET	CATALOGUE NO.
Entrance/Escape Lockset			
	Key unlocks outside lever.	70mm	4500
	Turnbutton inside locks and unlocks outside lever. Inside lever remains free at all times.	60mm	4501
	Auxiliary bolt deadlatches latchbolt when door is closed.	127mm	4502
	Option:		
	Rigid handle when snibbed.	70mm	4503
		60mm	4504
Glass Door Lockset			
	Double Cylinder.	70mm	4510
	Lock is opened by lever from either side.	60mm	4511
	Key from either side locks or unlocks both levers.	127mm	4512
	Auxiliary bolt deadlatches latchbolt when door is closed.		
Passage Set			
	Latchbolt operated by both levers at all times.	70mm	4520
		60mm	4521
		127mm	4522
Privacy Lockset			
	Both levers are locked or unlocked by turnbutton inside.	70mm	4530
	In case of emergency, the outside handle can be unlocked by a coin or screwdriver in the button.	60mm	4531
		127mm	4532

Finish Codes: CP Chrome Plate SC Satin Chrome Plate PB Polished Brass

Note: Add finish code to above to form complete catalogue number e.g. 4530 SC.

4500 Series Key in Lever Locksets

PRODUCT	DESCRIPTION	BACKSET	CATALOGUE NO.
Patio Lockset			
	Both levers are locked or unlocked by turnbutton in the inside lever.	70mm	4540
	Auxiliary bolt deadlatches latchbolt when door is closed.	60mm	4541
		127mm	4542
Classroom Lockset			
	Outside lever is locked or unlocked by key in outside lever.	70mm	4550
	Inside lever is always free.	60mm	4551
	Auxiliary bolt deadlatches latchbolt when door is closed.	127mm	4552
Storeroom Escape Lockset			
	Key in outside lever retracts latch.	70mm	4560
	Outside lever remains rigid.	60mm	4561
	Inside lever is always free.	127mm	4562
	Auxiliary bolt deadlatches latchbolt when door is closed.		
Communication Lockset			
	Double Cylinder	70mm	4570
	Latchbolt operated by levers both sides except when either lever is locked by key in its own cylinder.	60mm	4571
	Auxiliary bolt deadlatches latchbolt when door is closed.	127mm	4572

Finish Codes: CP Chrome Plate SC Satin Chrome Plate PB Polished Brass

Note: Add finish code to above to form complete catalogue number e.g. 4570 PB.

4500 Series Key in Lever Locksets

PRODUCT	DESCRIPTION	BACKSET	CATALOGUE NO.
Exterior Escape Lockset			
	Latchbolt operated by inside lever.	70mm	4580
	Outside lever remains rigid.	60mm	4581
	Auxiliary bolt deadlatches latchbolt when door is closed.	127mm	4582
Exterior Escape Half Set			
	Latchbolt operated by inside lever.	70mm	4590
	Blank plate outside.	60mm	4591
	Auxiliary bolt deadlatches latchbolt when door is closed.	127mm	4592
Dummy Trim			
	Single dummy trim for one side of door.	70mm	455D

Finish Codes: CP Chrome Plate SC Satin Chrome Plate PB Polished Brass

Note: Add finish code to above to form complete catalogue number e.g. 4590 CP.

Accessories for 4500/4600 Series



Latches

LATCHES

All 4500 and 4600 Series latches have solid brass latchbolt with 12.7mm throw. All latches feature a faceplate size of 58mm x 29mm.

To order individual latches, refer catalogue numbers below.

Catalogue No.

- 4500/DL00: 70mm Deadlatch Split Hub
- 4500/PL00: 70mm Privacy/Passage Latch
- 4500/DL01: 60mm Deadlatch
- 4500/PL01: 60mm Privacy/Passage Latch
- 4500/DL02: 127mm Deadlatch
- 4500/DL03: 70mm Deadlatch One Piece Hub
- 4500/DL04: 60mm Deadlatch One Piece Hub

Finishes

- CP** Chrome Plate
- SC** Satin Chrome Plate
- PB** Polished Brass



Strike Plate


STRIKE PLATE

Strikes are reversible for right or left-hand doors.

To order strike plate, refer catalogue number below.

Catalogue No.

- 4000/SP01



Rebated Conversion Set

REBATED CONVERSION SET

For Leversets. Strike plate supplied.

Catalogue No.

- 4000/REB

Strike plates and rebate sets available in

- CP** Chrome Plate
- SC** Satin Chrome Plate
- PB** Polished Brass

When ordering, add relevant finish code to form complete product catalogue number.