



Deadlatching nightlatch, featuring a latchbolt which can be retracted by a series of cylinders/and or turnbuttons.

Latch is deadlatched by auxiliary bolt on closure of door.

**Finishes**

**SS** Stainless Steel

**PB** Polished Stainless Steel

**PS** Polished Brass

**Latchbolt**

14mm Sintered Stainless Steel.

**Backsets Available**

60mm.

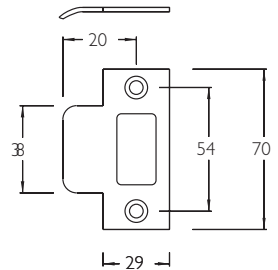
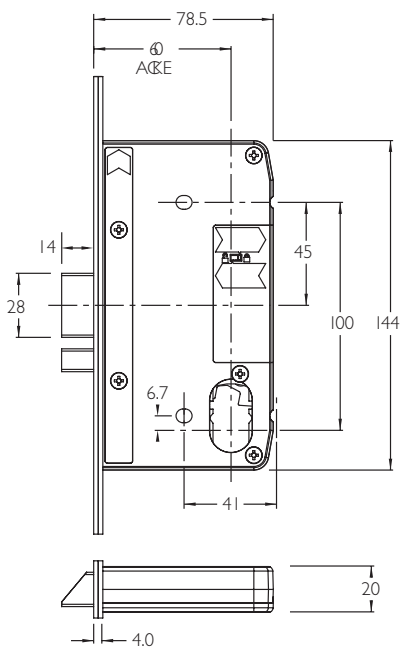

**Cylinders**

Cylinders are Oval Type used in Australian Mortice Locks and can be interchanged with other specially keyed Cylinders.

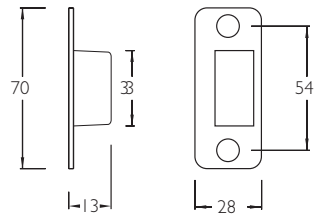
Cylinders can be supplied with or without the Lock. Gainsborough C4/6 Pin Standard profile, Straight Six Restricted Profile or the GR9/5 Pin Profile to match other Gainsborough products.

Unlike other Australian Type Mortice Locks, the Gainsborough 2000 and 3000 Series Range of Locking Latches feature the Cylinder below the Handle/Knob for ease of operation and convenience.

**Limiting Dimensions**

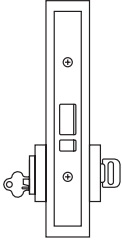
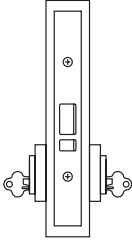
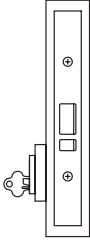

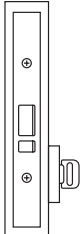


**2000/SP01**  
**32mm UNIVERSAL STRIKE**



**2000/SB01**  
**STRIKE BOX**

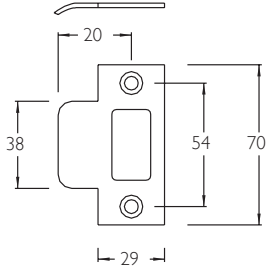
## 3900 Series Mortice Nightlatches

PRODUCT	DESCRIPTION	CATALOGUE NO.
<b>Nightlatch</b> 	Cylinder and Turnbutton. Key retracts latch from outside. Auxiliary bolt deadlatches when door is closed.	<b>39CA</b>
<b>Communicating Nightlatch</b> 	Double Cylinder. Key retracts latch from both sides. Auxiliary bolt deadlatches when door is closed. Non handed.	<b>39CC</b>
<b>Cylinder Nightlatch</b> 	Cylinder Outside. Key retracts latch from outside. Auxiliary bolt deadlatches when door is closed.	<b>39CO</b>
<b>Cylinder Nightlatch</b> 	Cylinder Inside. Key retracts latch from inside. Auxiliary bolt deadlatches when door is closed.	<b>39OC</b>
<b>Exit Nightlatch</b> 	Turnbutton Inside. Turnbutton retracts latch from inside. Auxiliary bolt deadlatches when door is closed.	<b>39OA</b>

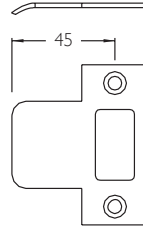
**Finish Codes:** **PB** Polished Brass **PS** Polished Stainless Steel **SS** Stainless Steel

**Note:** Add finish code to above to form complete catalogue number e.g. 39CA PS

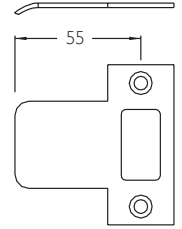
### Accessories



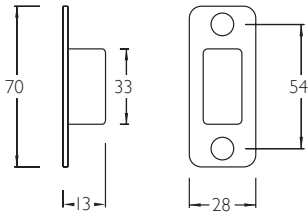
**2000/SP01**  
32mm  
UNIVERSAL STRIKE



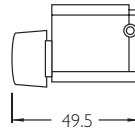
**1000/SP02**  
45mm EXTENDED  
UNIVERSAL STRIKE



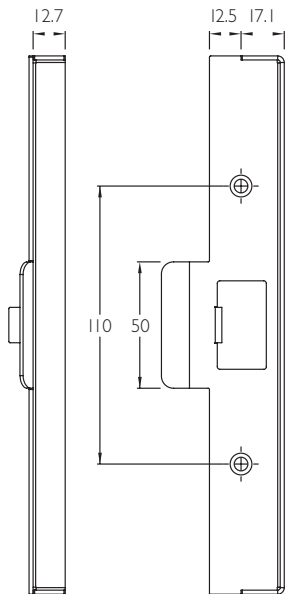
**1000/SP03**  
55mm EXTENDED  
UNIVERSAL STRIKE



**2000/SB01**  
STRIKE BOX



**2000/TAC**  
CIRCULAR TURN



**3000/RELB**  
LATCHBOLT REBATE  
KIT 13mm

