



Combination locks are operated by handles/knobs from inside or outside. Both handles/knobs are locked by a series of cylinders/and or turnbuttons. Latch is deadlatched by auxiliary bolt on closure of door.

Finishes

SS Stainless Steel

PB Polished Stainless Steel

PS Polished Brass

Latchbolt

14mm Sintered Stainless Steel.

Backsets Available

60mm.

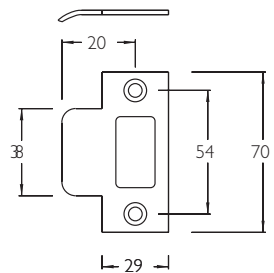
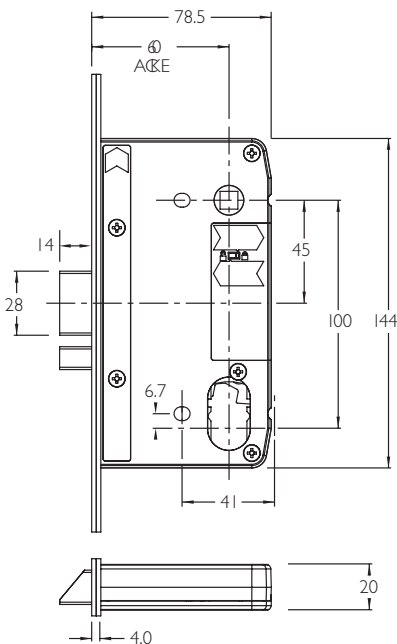

Cylinders

Cylinders are Oval Type used in Australian Mortice Locks and can be interchanged with other specially keyed Cylinders.

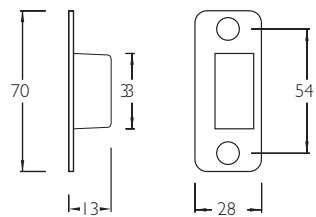
Cylinders can be supplied with or without the Lock. Gainsborough C4/6 Pin Standard profile, Straight Six Restricted Profile or the GR9/5 Pin Profile to match other Gainsborough products.

Unlike other Australian Type Mortice Locks, the Gainsborough 2000 and 3000 Series Range of Locking Latches feature the Cylinder below the Handle/Knob for ease of operation and convenience.

Limiting Dimensions

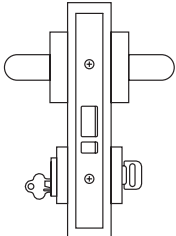
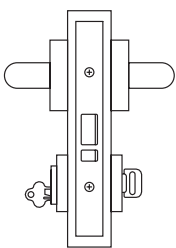
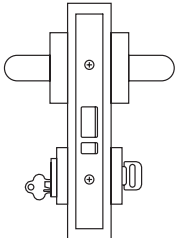
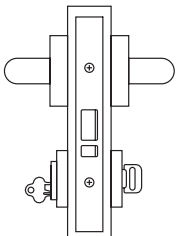


**2000/SP01
32mm UNIVERSAL STRIKE**



**2000/SB01
STRIKE BOX**

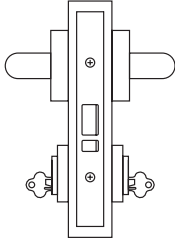
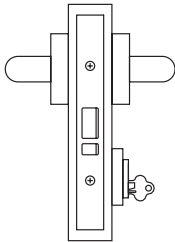
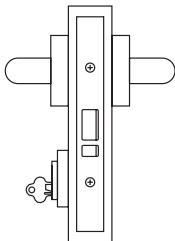
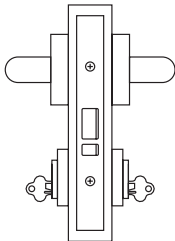
3500 Series Mortice Combination Locks

PRODUCT	DESCRIPTION	CATALOGUE NO.
Office Lock 	Cylinder and Turnbutton. Latchbolt operated by handles either side. Outside handle is locked or unlocked by either key from outside or turnbutton inside. Inside handle always free for immediate exit. Auxiliary bolt deadlatches when door is closed.	35JA
Office Lock with Anti Lockout (With Kick-off) 	Cylinder and Turnbutton. Latchbolt operated by handles either side. Both handles are locked or unlocked by either key from outside or turnbutton inside. Latching of doors will cause un-locking of both handles as 'Kick-off' function applies. Auxiliary bolt deadlatches when door is closed.	35JAAL
Entrance/Office Door Lock 	Cylinder and Turnbutton. Latchbolt operated by handles either side. Both handles are locked or unlocked by turnbutton inside. Key from outside retracts latch. Auxiliary bolt deadlatches when door is closed.	35CA
Apartment or Office Lock (With dual function) 	Cylinder and Turnbutton. Latchbolt operated by handles either side. Both handles are locked or unlocked by key from either side.* Auxiliary bolt deadlatches when door is closed. *Key outside can be rotated either way, thus retracts latchbolt or unlocks both handles.	35KA

Finish Codes: **PB** Polished Brass **PS** Polished Stainless Steel **SS** Stainless Steel

Note: Add finish code to above to form complete catalogue number e.g. 35JA PS

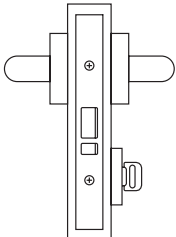
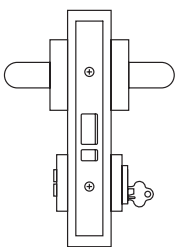
3500 Series Mortice Combination Locks

PRODUCT	DESCRIPTION	CATALOGUE NO.
<p>Glass Door Lock</p> 	<p>Double Cylinder.</p> <p>Latchbolt operated by handles either side. Both handles are locked or unlocked by key from either side.</p> <p>Auxiliary bolt deadlatches when door is closed.</p>	<p>35VV</p>
<p>Single Cylinder Patio Lock</p> 	<p>Cylinder Inside.</p> <p>Latchbolt operated by handles either side. Both handles are locked or unlocked by key from inside.</p> <p>Auxiliary bolt deadlatches when door is closed.</p>	<p>35OV</p>
<p>Single Cylinder Patio Lock</p> 	<p>Cylinder Outside.</p> <p>Latchbolt operated by handles either side. Both handles are locked or unlocked by key outside.</p> <p>Auxiliary bolt deadlatches when door is closed.</p>	<p>35VO</p>
<p>Entrance Door Lock</p> 	<p>Double Cylinder.</p> <p>Latchbolt operated by handles either side. Both handles are locked or unlocked by key from inside. Key from outside retracts latch.</p> <p>Auxiliary bolt deadlatches when door is closed.</p>	<p>35CV</p>

Finish Codes: **PB** Polished Brass **PS** Polished Stainless Steel **SS** Stainless Steel

Note: Add finish code to above to form complete catalogue number e.g. 35VV PS

3500 Series Mortice Combination Locks

PRODUCT	DESCRIPTION	CATALOGUE NO.
<p>Patio Lock Turn Snib Locking</p> 	<p>Turnbutton Inside.</p> <p>Latchbolt operated by handles either side. Both handles are locked or unlocked by turnbutton inside.</p> <p>Auxiliary bolt deadlatches when door is closed.</p>	<p>35OA</p>
<p>Privacy Lock Turn Snib Locking</p> 	<p>Emergency Release and Turnbutton.</p> <p>Latchbolt operated by handles either side. Both handles are locked or unlocked by turnbutton inside.</p> <p>Outside emergency release will unlock handles via a coin slot.</p>	<p>35EA</p>

Finish Codes: **PB** Polished Brass **PS** Polished Stainless Steel **SS** Stainless Steel

Note: Add finish code to above to form complete catalogue number e.g. 35OA SS