



Finish

Clear Anodised.

Deadbolt

For 2000 series – 22mm projection.
For 2100 series – 36mm projection.

Backset

23mm

Special Keying

Each locking function can be specially keyed in a Gainsborough 6 pin tumbler system to meet the needs of commercial or residential building requirements. Locks can be keyed alike, master keyed, grand master keyed, maison keyed and project keyed – Refer to page 1.5 for details.

2000 Series Cylinder Mortice Deadlock

Short Throw

Featuring a pivoting deadbolt action, this narrow stile deadlock is designed for hinged and a selection of sliding door applications.

The deadlock has a 22mm deadbolt projection and a positive deadlocking action.

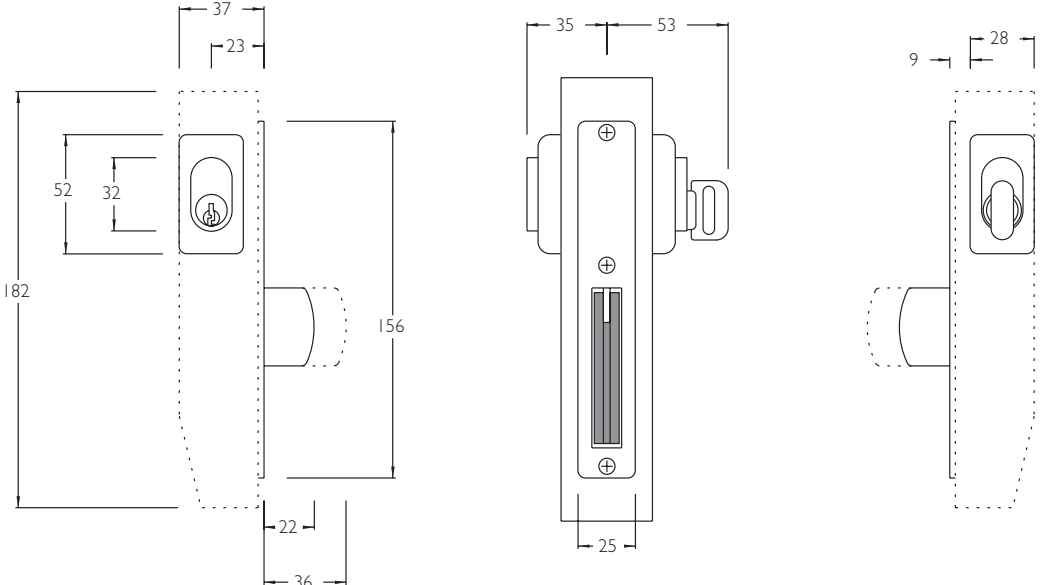
2100 Series Cylinder Mortice Deadlock

Long Throw


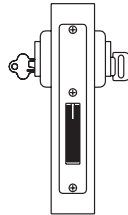
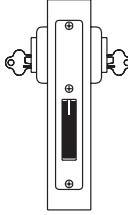
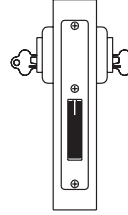
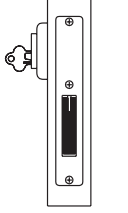
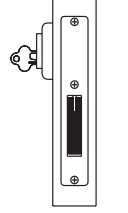

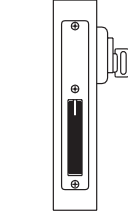
Featuring a pivoting deadbolt action, this narrow stile deadlock is designed for hinged and a selection of sliding door applications.

The deadlock has a 36mm deadbolt projection and a positive deadlocking action.

Limiting Dimensions



2000/2100 Series Mortice Cylinder Deadlocks

PRODUCT	DESCRIPTION	CATALOGUE NO.
Cylinder and Turnbutton  	Reversible 22mm bolt projection. 36mm bolt projection. Key outside locks and unlocks. Turnbutton inside locks and unlocks. Non handed.	2012 2112
Double Cylinder  	Reversible 22mm bolt projection. 36mm bolt projection. Key either side locks and unlocks. Non handed.	2011 2111
Single Cylinder  	Reversible 22mm bolt projection. 36mm bolt projection. Cylinder can be installed either side. Key locks and unlocks. Non handed.	2010 2110
Single Turnbutton  	Reversible 22mm bolt projection. 36mm bolt projection. Turnbutton can be installed either side. Turnbutton locks and unlocks. Non handed.	2002 2102