



Deadlocking nightlatch featuring a latchbolt which is retracted by a series of cylinders and/or turnbuttons. No handle mechanism.

Each latching function is deadlatched by an auxiliary bolt on closure of door.

Finishes

- CP** Chrome Plate
- SC** Satin Chrome Plate
- PB** Polished Brass

When ordering, add relevant finish code to form complete catalogue number.

List escutcheons and turnbuttons separately – Refer to page 3.15, 3.25 and 3.31.

Latchbolt

14mm Standard Latchbolt (19mm Anti-friction bolt available).

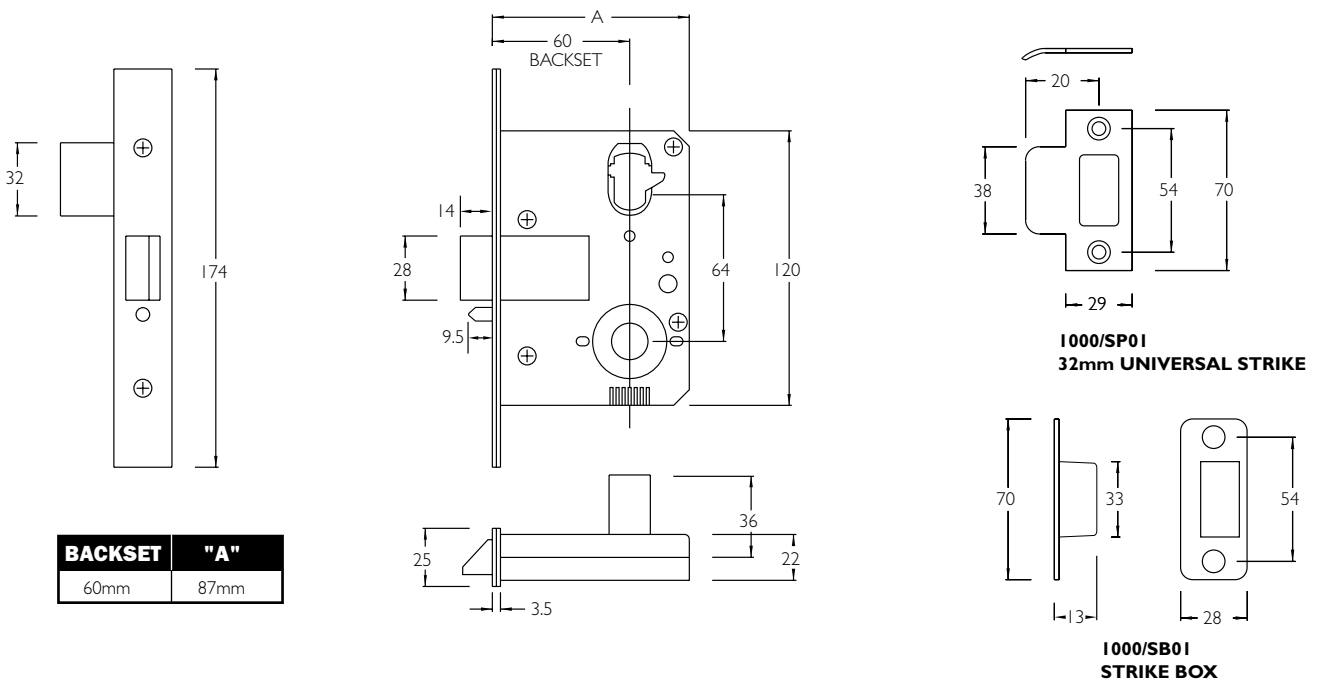
Backsets Available

60mm.

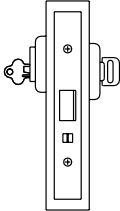
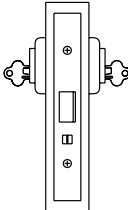
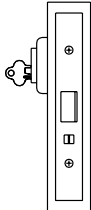
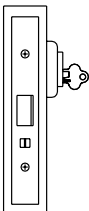
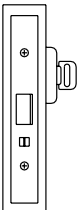
Special Keying

Each locking function can be specially keyed in a Gainsborough 6 pin tumbler system to meet the needs of commercial or residential building requirements. Locks can be keyed alike, master keyed, grand master keyed, maison keyed and project keyed – Refer to page 1.5 for details.

Limiting Dimensions



1900 Series Mortice Nightlatches

PRODUCT	DESCRIPTION	CATALOGUE NO.
<p>Nightlatch</p> 	<p>Cylinder and Turnbutton.</p> <p>Key retracts latch from outside.</p> <p>Auxiliary bolt deadlatches when door is closed.</p>	19CA
<p>Communicating Nightlatch</p> 	<p>Double Cylinder.</p> <p>Key retracts latch from both sides.</p> <p>Auxiliary bolt deadlatches when door is closed.</p> <p>Non handed.</p>	19CC
<p>Cylinder Nightlatch</p> 	<p>Cylinder Outside.</p> <p>Key retracts latch from outside.</p> <p>Auxiliary bolt deadlatches when door is closed.</p>	19CO
<p>Cylinder Nightlatch</p> 	<p>Cylinder Inside.</p> <p>Key retracts latch from inside.</p> <p>Auxiliary bolt deadlatches when door is closed.</p>	19OC
<p>Exit Nightlatch</p> 	<p>Turnbutton Inside.</p> <p>Turnbutton retracts latch from inside.</p> <p>Auxiliary bolt deadlatches when door is closed.</p>	19OA

Finish Codes: **CP** Chrome Plate **SC** Satin Chrome Plate **PB** Polished Brass

Note: Add finish code to above to form complete catalogue number e.g. 19CA PB.