



This series is available in a range of functions to suit sliding door applications. Locks are deadlocked by a series of cylinders and/or turnbuttons. The deadbolt has claws fitted to the bolt which protrude or retract behind the strike.

**Finishes**

- CP** Chrome Plate
- SC** Satin Chrome Plate
- PB** Polished Brass

When ordering, add relevant finish code to form complete catalogue number.

List escutcheons and turnbuttons separately – Refer to page 3.15, 3.25 and 3.31.

**Deadbolt**

Deadlocking deadbolt.  
Stainless steel jaws.

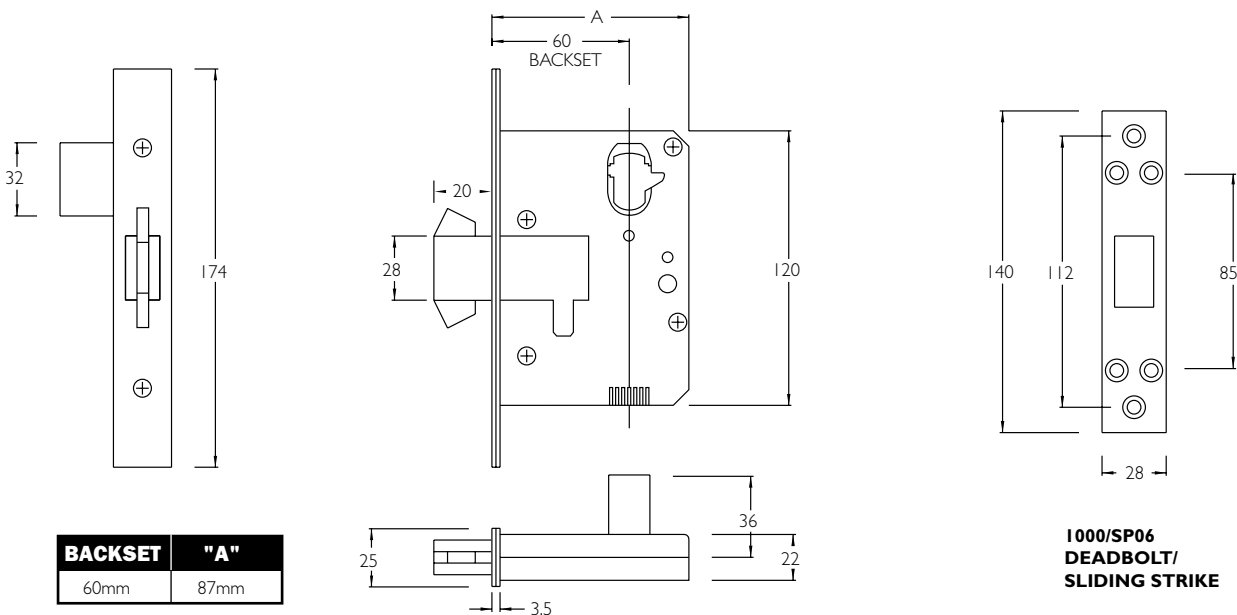
**Backsets Available**

60mm.

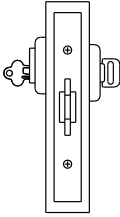
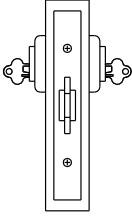
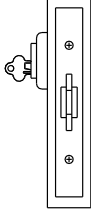
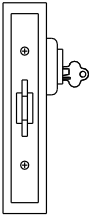

**Special Keying**

Each locking function can be specially keyed in a Gainsborough 6 pin tumbler system to meet the needs of commercial or residential building requirements. Locks can be keyed alike, master keyed, grand master keyed, maison keyed and project keyed – Refer to page 1.5 for details.

**Limiting Dimensions**



### 1800 Series Mortice Sliding Door Locks

PRODUCT	DESCRIPTION	CATALOGUE NO.
<p><b>Sliding Deadlock</b></p> 	<p>Cylinder and Turnbutton.</p> <p>Key locks and unlocks deadbolt from outside.</p> <p>Turnbutton locks and unlocks deadbolt from inside.</p>	<b>18CA</b>
<p><b>Glass Door Deadlock</b></p> 	<p>Double Cylinder.</p> <p>Key locks and unlocks deadbolt from both sides.</p>	<b>18CC</b>
<p><b>Lock Up Shop Sliding Deadlock</b></p> 	<p>Cylinder Outside.</p> <p>Key locks and unlocks deadbolt from outside.</p>	<b>18CO</b>
<p><b>Lock Up Shop Sliding Deadlock</b></p> 	<p>Cylinder Inside.</p> <p>Key locks and unlocks deadbolt from inside.</p>	<b>18OC</b>
<p><b>Exit Sliding Deadlock</b></p> 	<p>Turnbutton Inside.</p> <p>Turnbutton locks and unlocks deadbolt from inside.</p>	<b>18OA</b>

**Finish Codes:** **CP** Chrome Plate **SC** Satin Chrome Plate **PB** Polished Brass

**Note:** Add finish code to above to form complete catalogue number e.g. **18CA PB**.