



Deadbolts include a rectangular bolt of stainless steel construction with 20mm projection. The locks are deadlocked by a series of cylinders and/or turnbuttons. Lock does not latch as with latching type locks.

**Finishes**

- CP** Chrome Plate
- SC** Satin Chrome Plate
- PB** Polished Brass

When ordering, add relevant finish code to form complete catalogue number.

List escutcheons and turnbuttons separately – Refer to page 3.15, 3.25 and 3.31.

**Deadbolt**

20mm deadbolt projection.

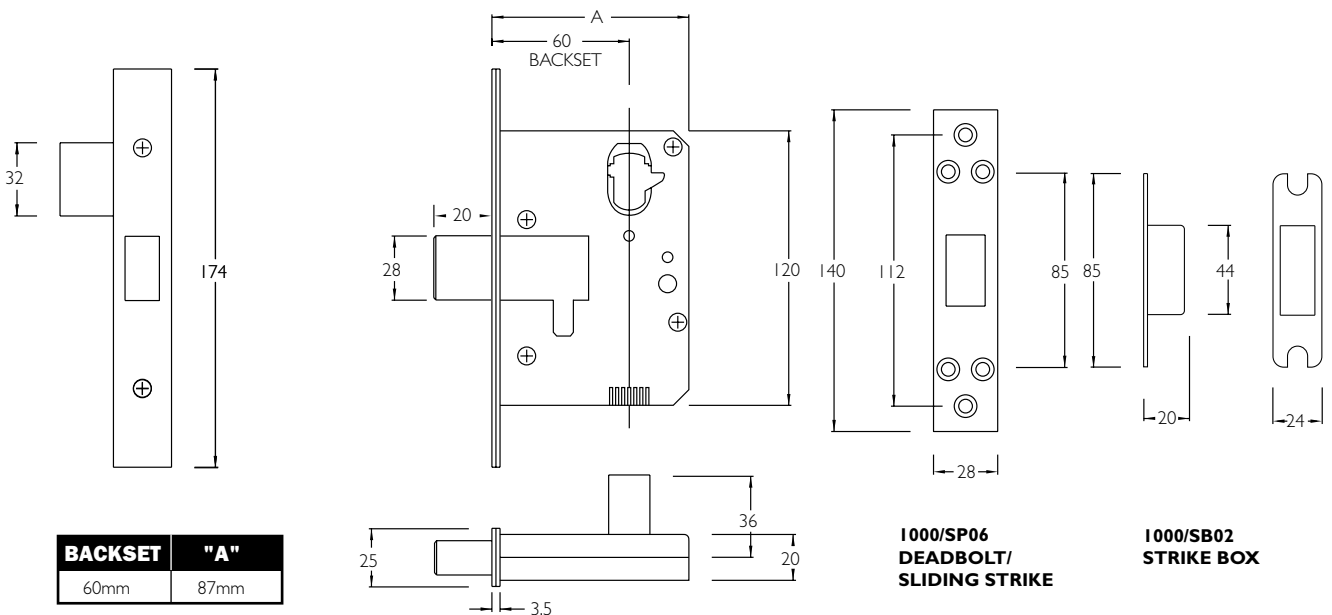
**Backsets Available**

60mm.

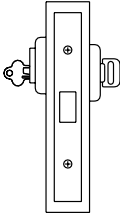
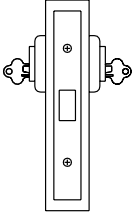
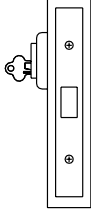
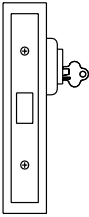
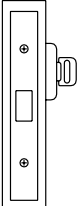
**Special Keying**

Each locking function can be specially keyed in a Gainsborough 6 pin tumbler system to meet the needs of commercial or residential building requirements. Locks can be keyed alike, master keyed, grand master keyed, maison keyed and project keyed – Refer to page 1.5 for details.

**Limiting Dimensions**



### 1700 Series Mortice Deadbolt Locks

PRODUCT	DESCRIPTION	CATALOGUE NO.
<b>Deadbolt</b> 	Cylinder and Turnbutton.  Key locks and unlocks deadbolt from outside.  Turnbutton locks and unlocks deadbolt from inside.	<b>17CA</b>
<b>Glass Door Deadbolt</b> 	Double Cylinder.  Key locks and unlocks deadbolt from both sides.	<b>17CC</b>
<b>Lock Up Shop Deadbolt</b> 	Cylinder Outside.  Key locks and unlocks deadbolt from outside.	<b>17CO</b>
<b>Lock Up Shop Deadbolt</b> 	Cylinder Inside.  Key locks and unlocks deadbolt from inside.	<b>17OC</b>
<b>Exit Deadbolt</b> 	Turnbutton Inside.  Turnbutton locks and unlocks deadbolt from inside.	<b>17OA</b>

**Finish Codes:** **CP** Chrome Plate **SC** Satin Chrome Plate **PB** Polished Brass

**Note:** Add finish code to above to form complete catalogue number e.g. 17CA SC.